

Lo scopo di Edmodo è quello  
di collegare tutti gli studenti  
con le persone e le risorse  
di cui hanno bisogno  
per migliorare  
la comunicazione e l'apprendimento.

Edmodo è il più popolare network  
di apprendimento al mondo

**Più di 20.000.000**

Coloro che lo utilizzano nel mondo

# Perché Edmodo?

---



## **Coinvolgimento**

Edmodo è stato progettato per stimolare la partecipazione e l'entusiasmo degli studenti. Rappresenta un'esperienza di apprendimento e di lavoro in rete con gli insegnanti e i compagni.



## **Connessione**

I docenti sono al centro di un potente network che li collega agli studenti, ai genitori e ad altre figure educative.



## **Personalizzazione**

Edmodo offre applicazioni coinvolgenti e facili da usare che si integrano perfettamente e personalizzano l'apprendimento di ogni studente.



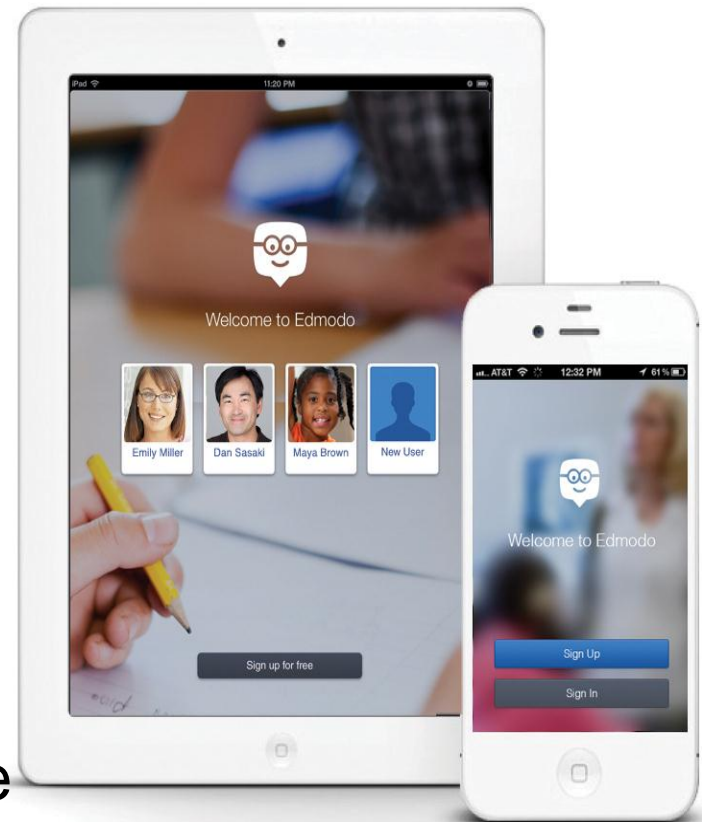
## **Valutazione**

Edmodo traccia facilmente i progressi degli studenti. I docenti possono tastare il polso della classe con quiz, discussioni ed altri strumenti.

# Mobile Learning – Anytime, Anyplace

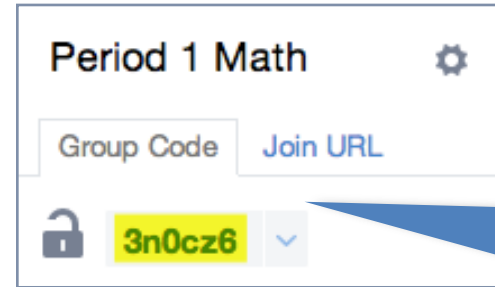
---

- Mobile app è disponibile per iOS (iPad/iPhone/iPod Touch) e Android
- Si può accedere ad Edmodo con i browser portatili collegandosi a [www.edmodo.com](http://www.edmodo.com)
- Si possono ricevere updates e notifiche in tempi reali.



# Secure Platform Ensures Safety and Privacy

- Un ambiente chiuso
- Non è richiesta nessuna informazione privata agli studenti.
- Gli studenti possono accedere alla classe solo su invito dei loro docenti.
- Tutte le comunicazioni vengono archiviate.
- I docenti hanno il pieno controllo della classe virtuale.



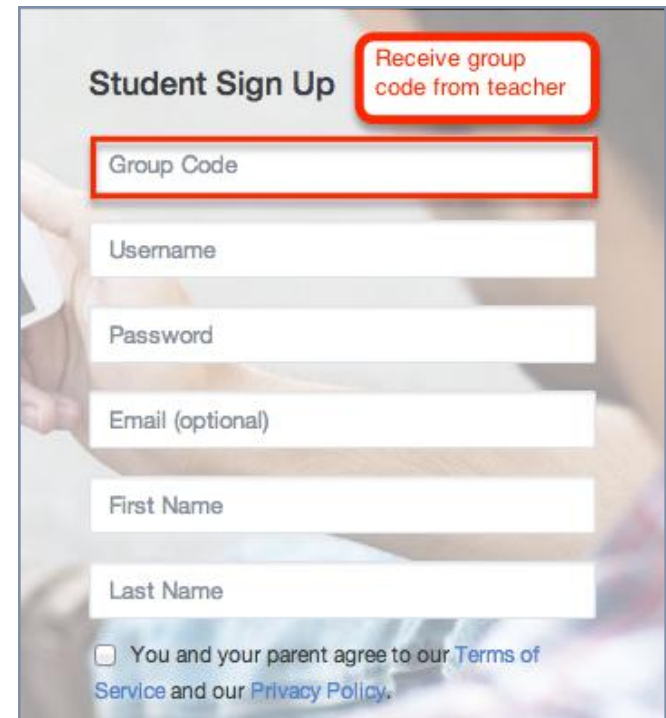
Period 1 Math

Group Code Join URL

3n0cz6

A screenshot of a classroom interface. At the top, it says "Period 1 Math" with a gear icon. Below that, there are two input fields: "Group Code" and "Join URL". The "Group Code" field contains the text "3n0cz6" and has a dropdown arrow. A blue callout box points to the "Group Code" field.

Students use this code to sign up



Student Sign Up

Receive group code from teacher

Group Code

Username

Password

Email (optional)

First Name

Last Name

You and your parent agree to our [Terms of Service](#) and our [Privacy Policy](#).

A screenshot of a "Student Sign Up" form. At the top right, there is a red button that says "Receive group code from teacher". Below it are several input fields: "Group Code", "Username", "Password", "Email (optional)", "First Name", and "Last Name". At the bottom, there is a checkbox and text: "You and your parent agree to our Terms of Service and our Privacy Policy." with links to "Terms of Service" and "Privacy Policy".



# Creare l'account docente

Sign in to Edmodo.

Username or Email

Password

[Forgot your password?](#)

---

Sign up now. It's free.

[I'm a Parent](#) | [Schools & Districts](#)

Crea l'account come docente se sei un insegnante o hai un altro ruolo educativo.

Teacher Sign Up

Title

First Name

Last Name

Email

Password

You agree to our [Terms of Service](#) and our [Privacy Policy](#).

# Aggiorna le impostazioni del tuo account

The screenshot shows the Facebook account settings interface. At the top, there is a navigation bar with a home icon, a search bar containing "Search posts, groups, users, apps and more...", a notification bell with a red "3", and a profile picture labeled "Me" which is highlighted by a red box. Below the navigation bar is a left-hand menu with options: "Account", "Email & Text Updates", "Password", "Privacy", and "Hidden Posts". The main content area is titled "User Photo" and features a current profile picture, an "Upload a New Photo" button, and a row of five colored icons (grey, blue, green, orange, red) for selecting a new photo. Below this is the "Personal Information" section, which includes fields for "Primary Email" (testing@yahoo.com, Confirmed), "Secondary Email", "Title" (Mr.), "First Name" (Theodore), "Last Name" (Roosevelt), "Country" (United States), and "Timezone" (Pacific Standard Time (GMT-8:00)). A "Save Personal Info" button is at the bottom of this section. The "School" section at the bottom shows "My High Mountain View, CA" and a "Change School" button. At the very bottom, there is a URL field containing "http://edmodo.com" and a text field with "theo".

Personalizza email or I testi delle notifiche

Clicca su "Me" per accedere alle tue impostazioni

Carica una tua foto

Scegli le impostazioni per proteggere la tua privacy

Seleziona la tua scuola

My High Mountain View, CA

Change School

http://edmodo.com theo



# Create Your Profile

The screenshot displays the Edmodo profile of Mr. Theodore Roosevelt, a 4th-12th grade teacher from Mountain View, CA. The profile is 100% complete. Key statistics include 35 students, 32 teacher connections, 559 library items, and a sharing score of 2890. The profile features a 'Teacher Badges' section with 10 badges, a 'Collections' section with 2 items, and a 'My Student Badges' section. A bio at the bottom states: 'I am a 6th grade teacher in Mountain View, California. I also lead my school's Astronomy Club and love to learn about technology in the classroom.'

View your badges - earn more by using Edmodo in new ways!

Tell others about yourself- add your role in education, interests, websites, blogs, Twitter, etc.

# Teacher Homepage

The screenshot shows a user interface for a teacher's homepage. At the top, there is a navigation bar with icons for home, a pulse line, a location pin, and a book icon (highlighted with a red box). A search bar contains the text "Search posts, groups, users, apps and more...". On the right of the navigation bar, there is a notification bell with a red circle containing the number "6" and a profile picture of a man with the text "Me".

Below the navigation bar, the main content area is divided into several sections. On the left, there is a profile card for "Hi, Mr. Roosevelt! Teacher" with a profile picture. Below this is a "Groups" section with a red box around the "Groups" header and a plus icon. A callout box points to this section with the text "Create groups for classes, clubs, PLCs, online courses, etc.". Below the groups are "Edmodo in Action Rapid City" and "Communities" with a "My High" group listed.

In the center, there is a "Latest Posts" section. The first post is from "Mr. Www to Math" with the text "This is a test". Below it is a post from "The New York Times - Breaking News, World News & Multi" with a globe icon and "nytimes.com". A callout box points to this section with the text "Immagazzina una quantità illimitata di documenti per condividerli facilmente". Below the posts is a large image of pink flowers.

At the top of the main content area, there are several icons: a checkmark, a clock, an "Alert" icon, and an "Assignment" icon (highlighted with a red box). A callout box points to the "Assignment" icon with the text "Compiti, avvisi, sondaggi, discussioni, quiz, ...".

On the right side of the main content area, there is a "Filter posts by" dropdown menu. A callout box points to this area with the text "Incoraggia la collaborazione e la partecipazione alle discussioni."

Create groups for classes, clubs, PLCs, online courses, etc.

Immagazzina una quantità illimitata di documenti per condividerli facilmente

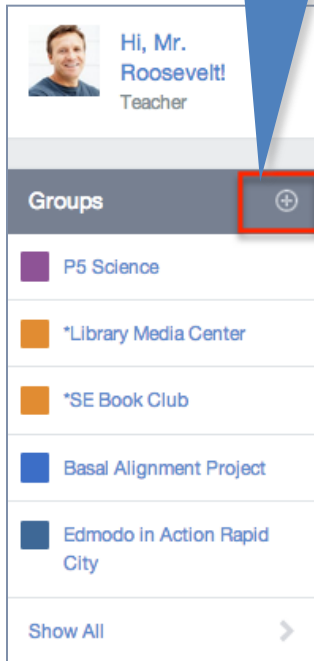
Compiti, avvisi, sondaggi, discussioni, quiz, ...

Incoraggia la collaborazione e la partecipazione alle discussioni.

Accedi alle comunità docenti internazionale per condividere e pubblicizzare il tuo lavoro

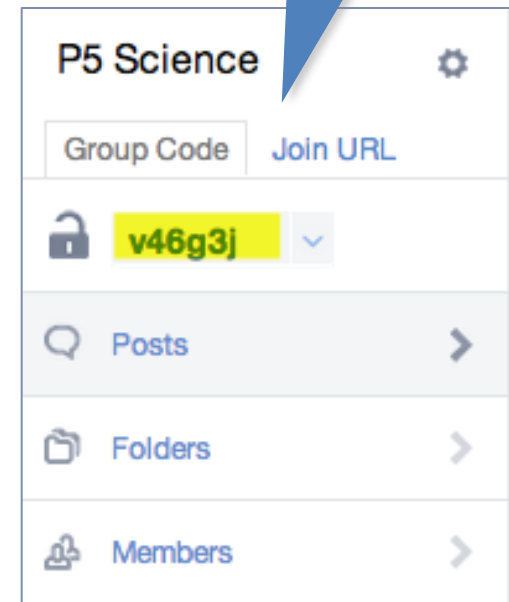
# Creare gruppi

1. Seleziona il “+” in Groups section



2. Completa le informazioni di gruppo

3. Distribuisci il codice di gruppo



# Registrazione Studenti

Gli studenti usano il codice di gruppo per registrarsi

Sign in to Edmodo.

Username or Email

Password

[Forgot your password?](#)

---

**Sign up now. It's free.**

[I'm a Parent](#) | [Schools & Districts](#)

Non è obbligatorio per gli studenti fornire l'indirizzo mail

**Student Sign Up**

Group Code

Username

Password

Email (optional)

First Name

Last Name

You and your parent agree to our [Terms of Service](#) and our [Privacy Policy](#).

Gli studenti che si sono già registrati possono accedere ai gruppi cliccando sul "+"

Groups

P5 Science

**Join Group**

or

# Student Profile

Search posts, groups, users, apps and more...

**Liam B.**  
Student @ Vargas Elementary  
100% profile completeness

15 Posts & Replies   20 Groups   30 Badges

Profile Overview >  
Progress >  
Activity >

30 Teachers

Show all Teachers

36 Classmates

**30 Badges** See All

**Favorite Quote**  
Nothing in the world is more dangerous than sincere ignorance and conscientious complacency.  
-Martin Luther King, Jr.

**How I Like to Learn**  
Hands-on  
Learn more

**Career Goal**  
Financial Analyst  
Learn more

Badges awarded by teachers

Students share their learning style and goals

Link to grade book for each group

# Student Homepage

Lo zainetto:  
spazio illimitato  
per documenti,  
video e altre  
risorse

Gli studenti  
possono  
accedere ai  
gruppi ma non  
possono crearne  
di nuovi.

The screenshot shows a student's homepage with a navigation bar at the top containing a home icon, a notification bell, a search bar, and a profile icon. The main content area is divided into a left sidebar and a central feed. The sidebar includes sections for 'Groups' (with a plus icon), 'Communities', and 'Parent Code'. The central feed shows 'Latest Posts' with three entries, each featuring a 'Turn In' button and a due date. A 'Type your note here...' text box is positioned above the feed. A 'Log out' button is located at the bottom left of the page.

Gli studenti ricevono  
le notifiche di tutto  
ciò che viene spedito  
a loro.

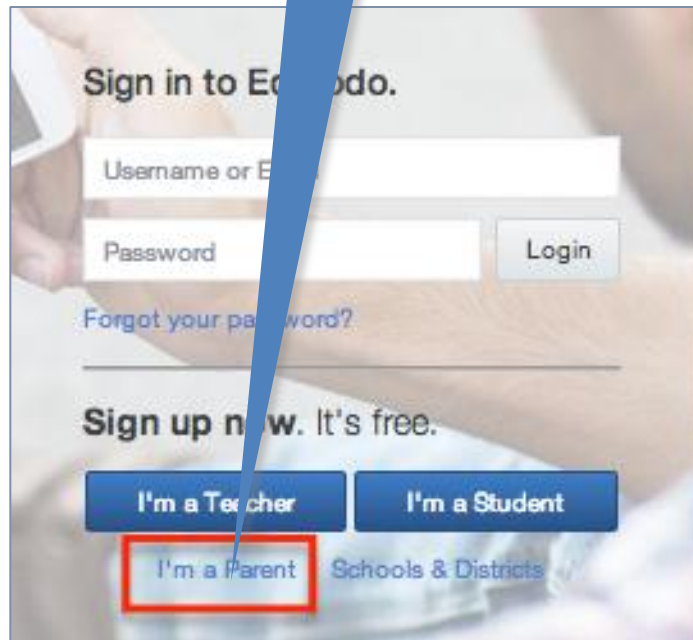
Gli possono spedire  
messaggi a tutta la  
classe o solo al  
docente.

I genitori utilizzano il loro codice  
per creare il loro account



# Registrazione dei genitori

Per creare l'account I genitori devono usare il codice dei figli



Sign in to Edmodo.

Username or Email

Password

[Forgot your password?](#)

---

Sign up now. It's free.

[Schools & Districts](#)



Parent Sign Up

Relation

First Name

Last Name

Email

Password

You agree to our [Terms of Service](#) and our [Privacy Policy](#).

# Parent Homepage

The screenshot shows the Edmodo Parent Homepage interface. At the top, there is a navigation bar with a home icon, a calendar icon showing '31', a grid icon, a search bar, and an 'Add a Student' button. Below the navigation bar, there is a 'Notifications' section with five cards: 'Assignment Due', 'Late Assignment', 'New Grade' (with a red '1' badge), 'Upcoming Event', and 'Assignment Comment' (with a red '1' badge). Below the notifications, there is a 'Latest Posts' section. The first post is from 'Edmodo High' with the text 'I am able to send a note to district(public) as a school admin' and a date of '7, 2013'. The second post is from 'Mr. Paul - test' with the text 'Mr. Paul - yes' and a date of 'Jun 17, 2013'. The third post is from 'Mr. Paul - test' with the text 'Mr. Paul - yes' and a date of 'Jun 25, 2013'. The fourth post is from 'Mr. Su - test' with the text 'Mr. Su - test' and a date of 'Jun 28, 2013'. The fifth post is from 'Edmodo High' with the text 'I am able to send a note to district(parents) as a school admin' and a date of 'Apr 7, 2013'. On the right side, there is a 'Computer Technology' section with a 'Show All' link. Below that, there is a 'Schools' section with logos and names for 'Training Middle School', 'District Office School', 'Edmodo Training District', and 'Edmodo District'.

I genitori possono aggiungere più studenti con il loro codice

I genitori visualizzano una bacheca con i compiti assegnati ai figli, la loro agenda, ecc.

I docenti possono spedire messaggi ai genitori

Where learning happens

